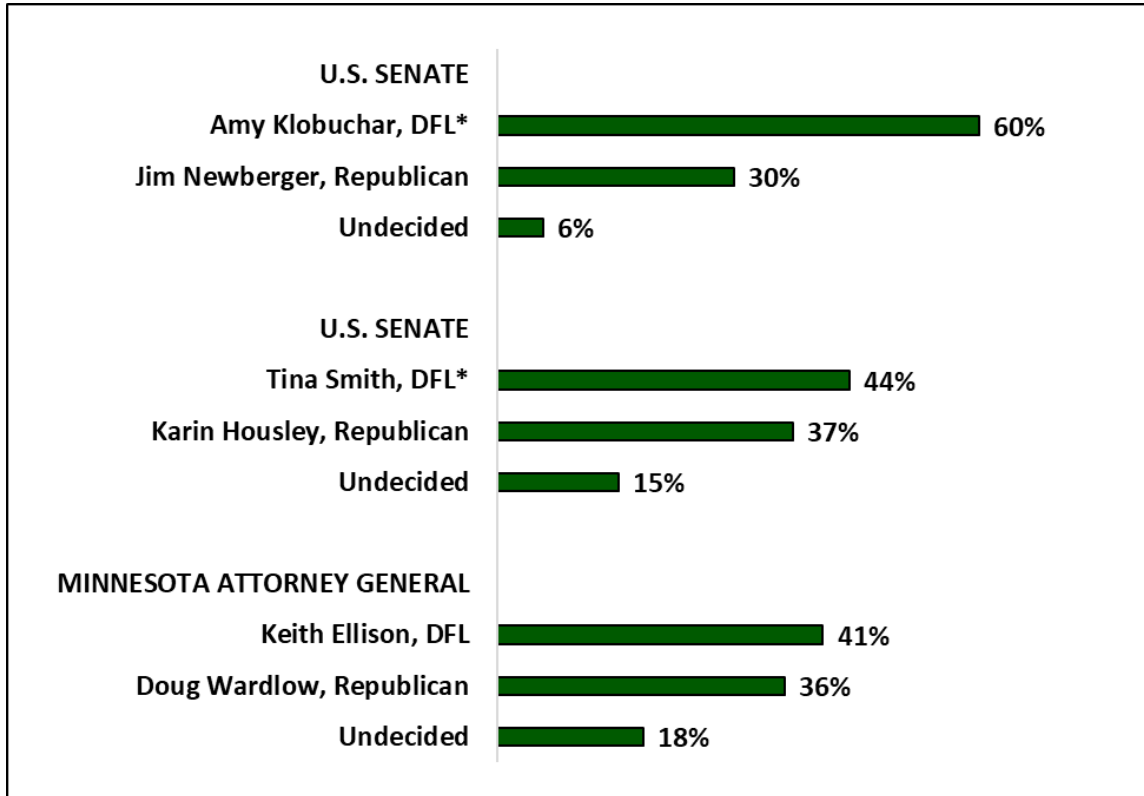


The U.S. Senate and Attorney General Races

Findings from the MPR News | Star Tribune Minnesota Poll

September 19, 2018

DFL candidates currently lead in both Senate races, as well the Attorney General’s race; but a sizable proportion of voters are undecided in two of the three races



Question: “If the 2018 [general/special] election for [U.S. senator / Minnesota attorney general] were held today, would you vote for...”

Source: MPR News | Star Tribune Minnesota Poll, September 10-12, 2018. N=800 registered Minnesota voters who are likely to vote in November; overall margin of error = +/-3.5 percentage points.

* Incumbent.

Key findings

Results from the September 2018 MPR News | Star Tribune Minnesota Poll of 800 likely voters show:

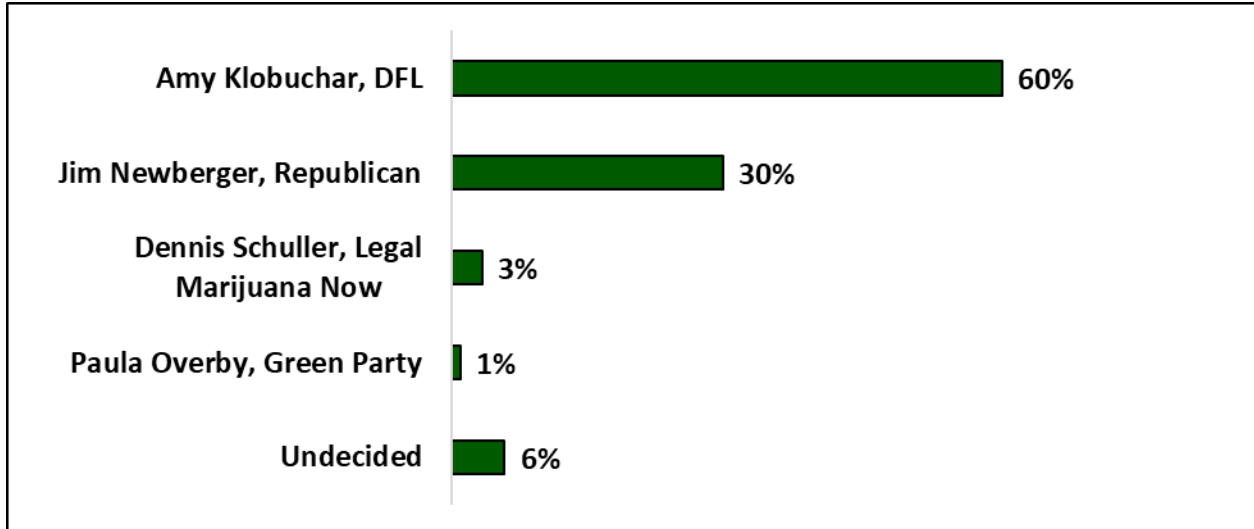
- **Incumbent U.S. Senator Amy Klobuchar currently has a 30 percentage point lead over her Republican challenger, state Representative Jim Newberger.**
 - Unsurprisingly Newberger leads among Republicans, while Klobuchar leads among Democrats.
 - Remarkably, Klobuchar leads by significant margins among every demographic and geographic group that we assessed: both men and women, all age groups, lower and higher income Minnesotans, and all four regions of the state.
 - Klobuchar has near universal name recognition and a strong favorability rating.
 - Three-quarters of voters currently are unfamiliar with Jim Newberger, including 50 percent of Republican voters.
 - Among those who would vote for Klobuchar, health care is the top issue motivating their vote, followed by “Russian collusion and removing Trump from office.”
 - Immigration, health care, and the economy are the most common issues selected as most important to their vote by those who prefer Newberger.
- **Junior U.S. Senator Tina Smith currently leads state Senator Karin Housley by seven percentage points in the special election for the Senate seat Smith was appointed to in January following Al Franken’s resignation. However, 15 percent of voters are undecided about whom they would pick for the Senate seat.**
 - Smith has an advantage that exceeds the percent who are undecided among young voters and women under age 50, as well as residents of Hennepin and Ramsey counties.
 - Housley has a similar advantage among men age 50 or older.
 - Democratic and Republican voters strongly favor their party’s candidate.
 - Among independents, one-third of voters indicate a preference for Smith and one-third prefer Housley. An additional one-quarter of independent voters are undecided.
 - One-third of voters have a favorable opinion of Smith, while one-quarter are not familiar with her.

- Nearly half of all voters are unfamiliar with Housley, and another quarter have a neutral opinion.
 - Health care and “Russian collusion and removing Trump from office” are top motivating issues for voters preferring Smith.
 - Immigration, health care, and the economy are the issues most commonly selected as most important to their senate preferences by those who prefer Housley for Senate.
- **Democratic U.S. Representative Keith Ellison leads in his race with Republican former state Representative Doug Wardlow for the Minnesota’s Attorney General’s office by five percentage points; but 18 percent are undecided.**
 - Voters under age 35 strongly favor Ellison, as do a majority of voters residing in Hennepin and Ramsey counties, and women voters under age 50.
 - Wardlow currently leads among both Republicans and independent voters.
 - Ellison currently receives unfavorable ratings from a plurality of likely voters, and he is unknown by one-fifth of voters.
 - At present Wardlow’s name is not recognized by two-thirds of voters.
 - The race for attorney general is overshadowed by allegations of domestic abuse brought forward by Ellison’s former girlfriend.
 - When asked whether they believe the allegations, three out of every five voters indicate that they are not sure, and the others are equally split between believing the allegations and not believing them.
 - Women, especially those under 50 years of age, are *less* likely to believe the domestic abuse allegations than men.
 - Only five percent of Democrats indicating that they believe the allegations, compared with 41 percent of Republicans.

The remainder of this brief details these findings in tables and graphs. Please see the appendices for survey background and methods, respondent characteristics, regional definitions, and exact question wording.

Senate: Incumbent U.S. Senator Amy Klobuchar versus state Representative Jim Newberger

Democrat Amy Klobuchar currently has a 30 percentage point lead over Republican challenger Jim Newberger



Question: "If the 2018 general election for U.S. senator were held today, would you vote for..."

Source: MPR News | Star Tribune Minnesota Poll, September 10-12, 2018. N=800 registered Minnesota voters who are likely to vote in November; overall margin of error = +/-3.5 percentage points.

Current preference, Klobuchar versus Newberger for U.S. Senate, by group

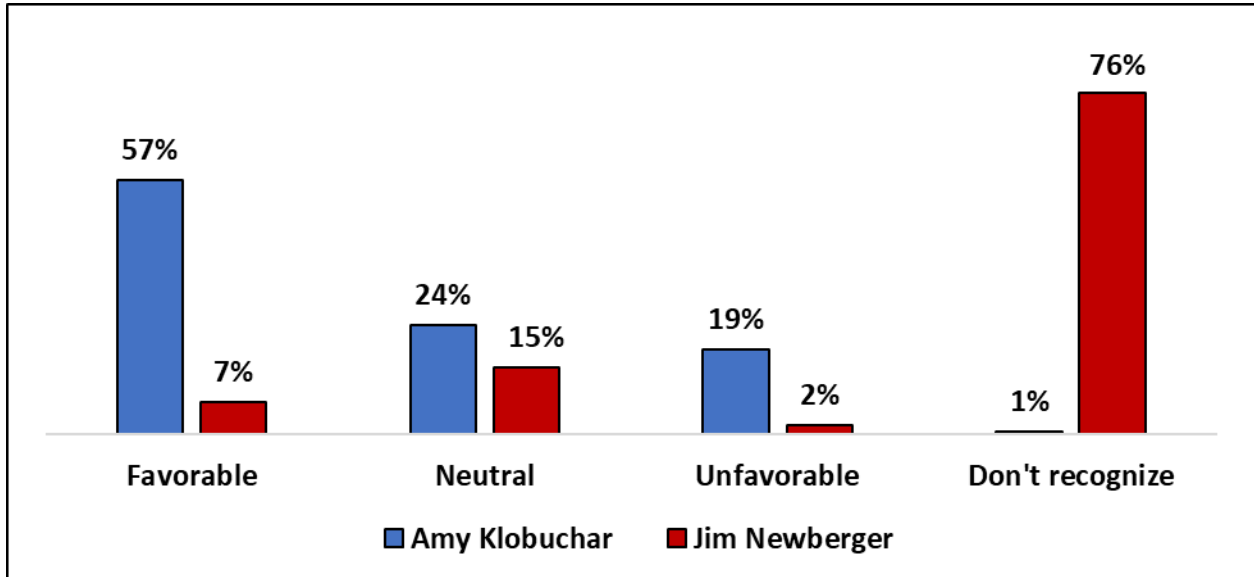
	Amy Klobuchar DFL	Jim Newberger Republican	Other	Undecided
ALL*	60%	30%	4%	6%
SEX				
Male*	54%	34%	5%	7%
Female*	66%	26%	3%	5%
AGE GROUP				
18-34*	75%	16%	4%	5%
35-49*	57%	29%	7%	8%
50-64*	59%	33%	3%	5%
65+*	55%	36%	4%	6%
AGE by SEX				
Male, 18-49*	59%	27%	6%	8%
Male, 50 or older*	50%	40%	4%	6%
Female, 18-49*	70%	20%	4%	6%
Female, 50 or older*	63%	30%	2%	5%
ANNUAL HOUSEHOLD INCOME				
Under \$50,000*	58%	32%	4%	6%
\$50,000 or more*	59%	31%	4%	6%
REGION ^c				
Hennepin/Ramsey*	69%	25%	2%	4%
Metro Suburbs*	51%	35%	8%	6%
Southern Minnesota*	66%	25%	3%	6%
Northern Minnesota*	55%	34%	3%	8%
PARTY IDENTIFICATION				
DFL/Democrat*	97%	0%	1%	2%
Independent/other*	59%	23%	11%	7%
Republican*	17%	73%	1%	9%

Question: "If the 2018 general election for U.S. senator were held today, would you vote for..."

Source: APM Research Lab analysis of MPR News | Star Tribune Minnesota Poll, September 10-12, 2018. N=800 registered Minnesota voters who are likely to vote in November; overall margin of error = +/-3.5 percentage points.

* For all groups in this table the difference between the two leading candidates is statistically significant (95 percent confidence level or higher).

Senator Amy Klobuchar has near universal name recognition and a strong favorability rating, while three-quarters of voters are unfamiliar with Jim Newberger



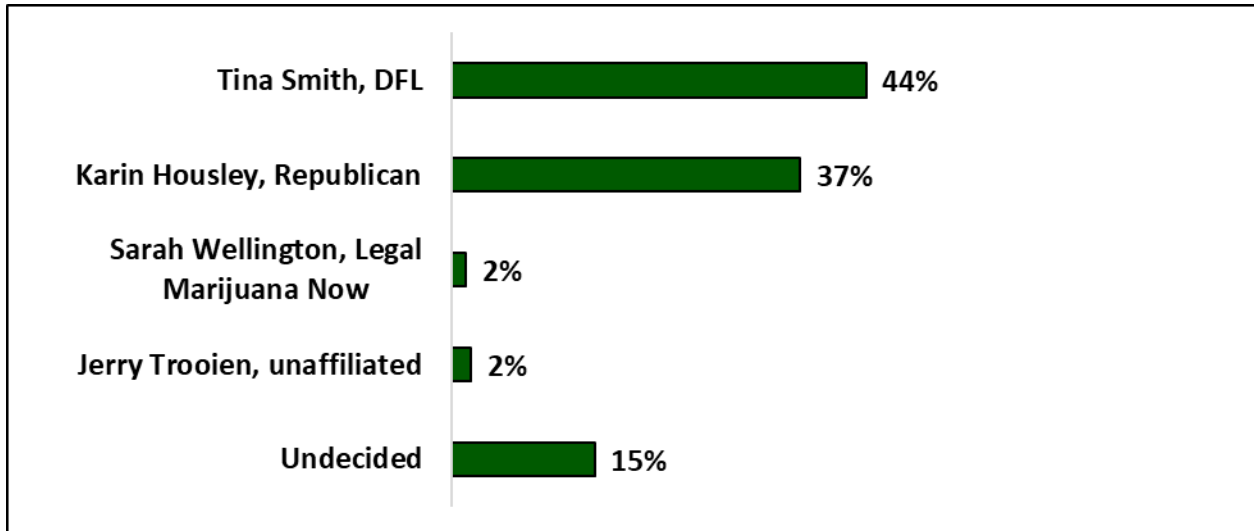
Source: MPR News | Star Tribune Minnesota Poll, September 10-12, 2018. N=800 registered Minnesota voters who are likely to vote in November; overall margin of error = +/-3.5 percentage points.

Question: "Do you recognize the name _____? (IF YES) Do you have a favorable, unfavorable, or neutral opinion of _____?"

Note: This was the first series of questions asked in the survey, and did not include reference to a specific title, office, or political party.

Senate: Recently-appointed U.S. Senator Tina Smith versus state Senator Karin Housley

Tina Smith leads Karin Housley by seven percentage points, but 15 percent of voters are undecided



Question: "If the 2018 special election for U.S. senator were held today, would you vote for..."

Source: MPR News | Star Tribune Minnesota Poll, September 10-12, 2018. N=800 registered Minnesota voters who are likely to vote in November; overall margin of error = +/-3.5 percentage points.

Current preference, Smith versus Housley for U.S. Senate, by group

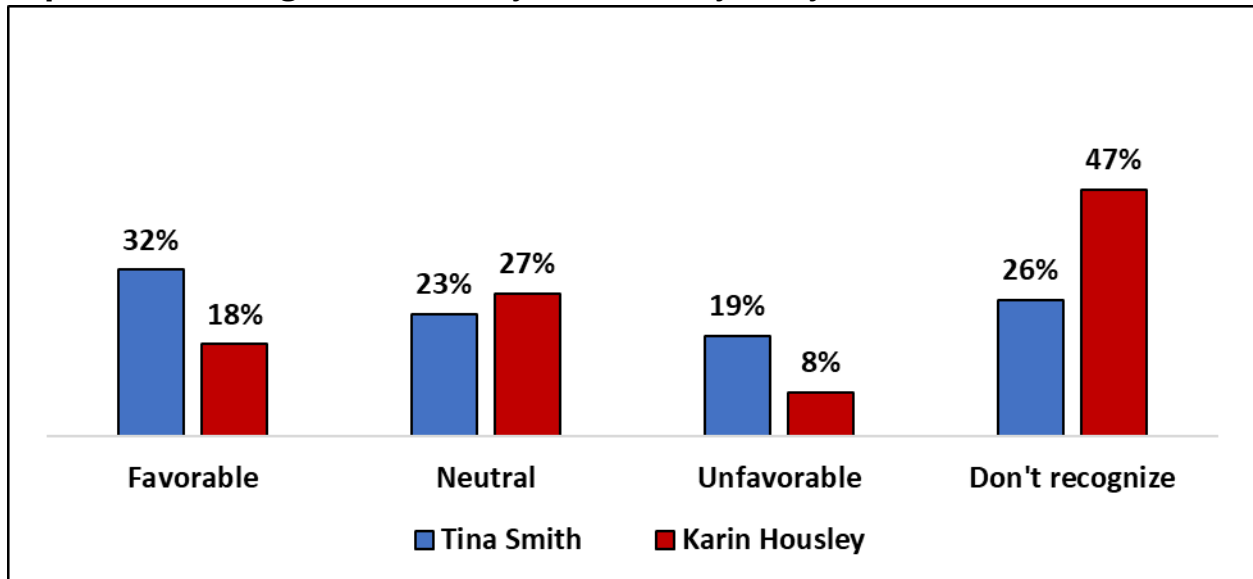
	Tina Smith DFL	Karin Housley Republican	Other	Undecided
ALL*	44%	37%	4%	15%
SEX				
Male	38%	43%	3%	15%
Female*	49%	32%	4%	16%
AGE GROUP				
18-34*	64%	16%	3%	17%
35-49	41%	38%	6%	16%
50-64	38%	45%	3%	13%
65+	39%	43%	2%	16%
AGE by SEX				
Male, 18-49	44%	35%	6%	15%
Male, 50 or older*	34%	50%	1%	14%
Female, 18-49*	57%	22%	3%	17%
Female, 50 or older	43%	39%	4%	15%
ANNUAL HOUSEHOLD INCOME				
Under \$50,000	44%	38%	3%	15%
\$50,000 or more	42%	41%	3%	15%
REGION ^c				
Hennepin/Ramsey*	55%	30%	3%	12%
Metro Suburbs	37%	42%	4%	17%
Southern Minnesota	41%	35%	4%	20%
Northern Minnesota	39%	43%	4%	14%
PARTY IDENTIFICATION				
DFL/Democrat*	91%	0%	0%	9%
Independent/other	32%	33%	9%	26%
Republican*	0%	87%	2%	12%

Question: "If the 2018 special election for U.S. senator were held today, would you vote for..."

Source: APM Research Lab analysis of MPR News | Star Tribune Minnesota Poll, September 10-12, 2018. N=800 registered Minnesota voters who are likely to vote in November; overall margin of error = +/-3.5 percentage points.

* For these groups the difference between the two leading candidates is statistically significant (95 percent confidence level or higher).

**Democratic U.S. Senator Tina Smith is unknown by one-quarter of likely voters;
Republican challenger Karin Housley is unknown by nearly half**

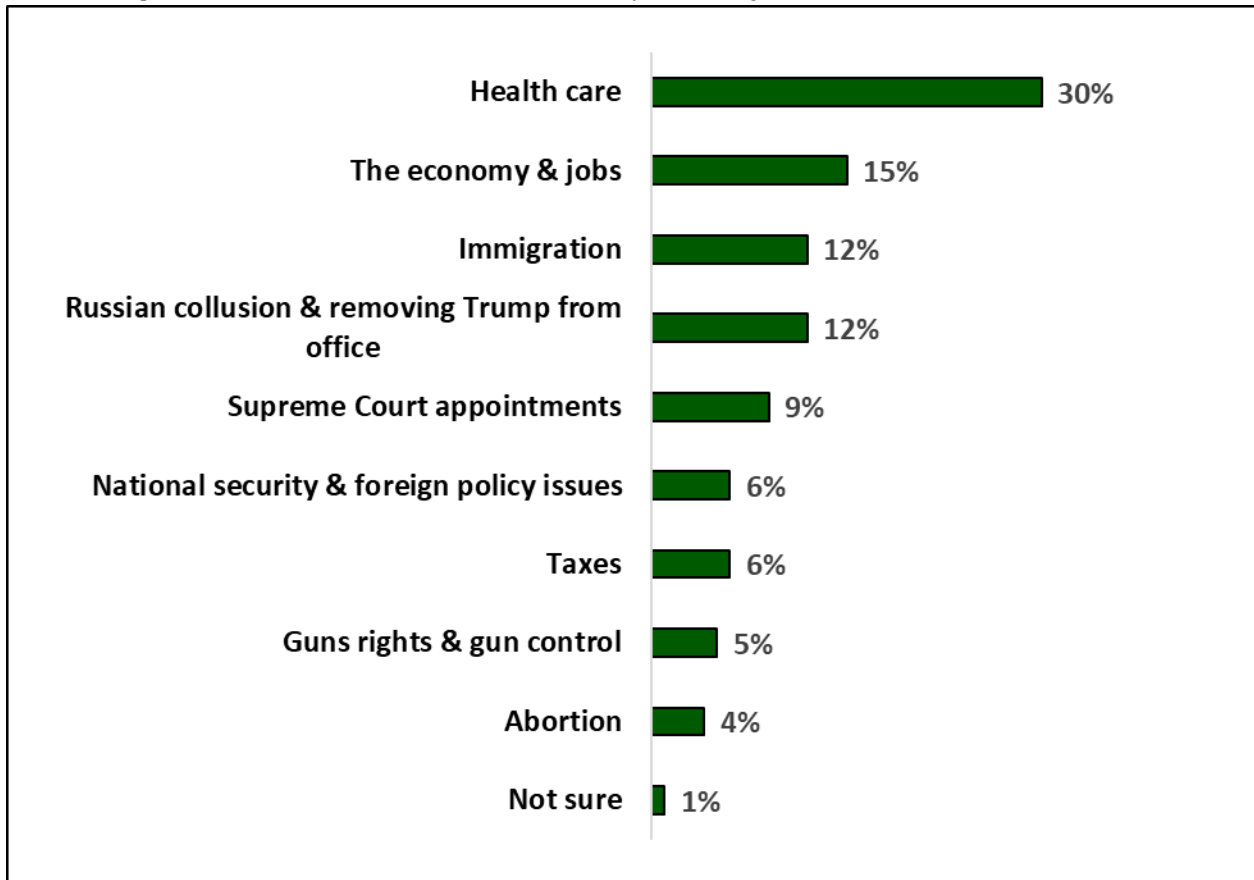


Source: MPR News | Star Tribune Minnesota Poll, September 10-12, 2018. N=800 registered Minnesota voters who are likely to vote in November; overall margin of error = +/-3.5 percentage points.

Question: "Do you recognize the name _____? (IF YES) Do you have a favorable, unfavorable or neutral opinion of _____?"

Note: This was the first series of questions asked in the survey, and did not include reference to a specific title, office, or political party.

Issues important to the vote for U.S. Senator, all likely voters



Question: "Which one of the following issues is most important to you in your vote for senator?"

Source: MPR News | Star Tribune Minnesota Poll, September 10-12, 2018. N=800 registered Minnesota voters who are likely to vote in November; overall margin of error = +/-3.5 percentage points.

Issues important to the vote for U.S. Senator, by preferred candidate

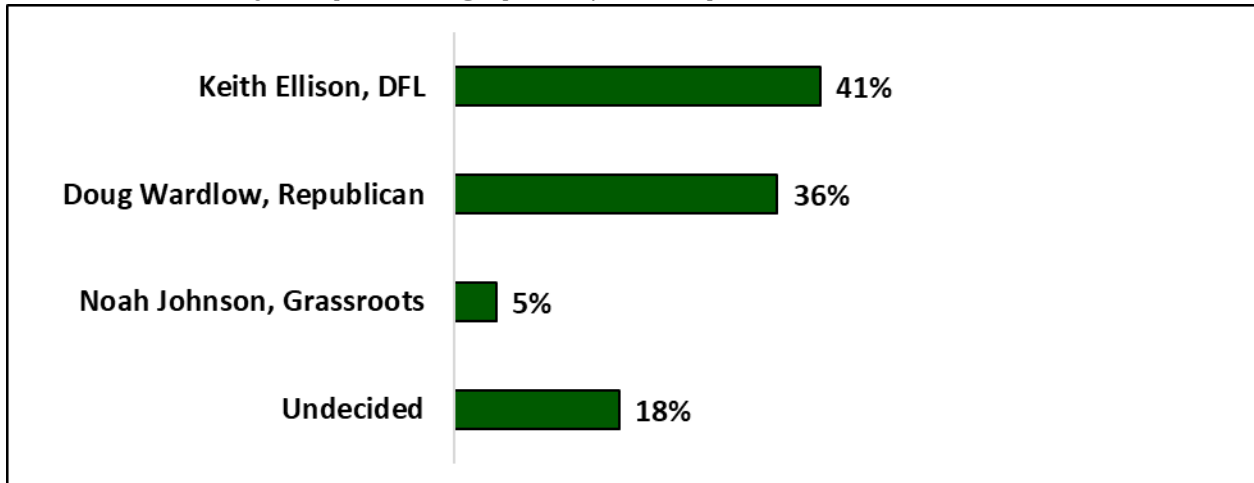
	Klobuchar voters (n=483)	Newberger voters (n=238)	Undecided (n=46)	Smith voters (n=353)	Housley voters (n=297)	Undecided (n=122)
Health care	37%	19%	17%	39%	21%	27%
The economy & jobs	14%	18%	15%	10%	21%	18%
Immigration	5%	24%	24%	4%	22%	12%
Russian collusion & removing Trump from office	19%	1%	4%	23%	1%	7%
Supreme Court appointments	9%	8%	9%	10%	9%	7%
National security & foreign policy issues	3%	11%	11%	2%	9%	7%
Taxes	4%	8%	9%	2%	8%	8%
Guns rights & gun control	5%	7%	7%	5%	6%	7%
Abortion	3%	3%	4%	4%	2%	5%
Not sure	1%	1%	-	1%	1%	2%

Question: "Which one of the following issues is most important to you in your vote for senator?"

Source: MPR News | Star Tribune Minnesota Poll, September 10-12, 2018. N=800 registered Minnesota voters who are likely to vote in November; overall margin of error = +/-3.5 percentage points.

Minnesota Attorney General: U.S. Representative Keith Ellison versus former state Representative Doug Wardlow

Keith Ellison currently leads in his race with Doug Wardlow for the Minnesota's Attorney General's office by five percentage points, but 18 percent of voters are undecided



Question: "If the 2018 general election for Minnesota Attorney General were held today, would you vote for..."
Source: MPR News | Star Tribune Minnesota Poll, September 10-12, 2018. N=800 registered Minnesota voters who are likely to vote in November; overall margin of error = +/-3.5 percentage points.

Current Minnesota Attorney General candidate preference, by group

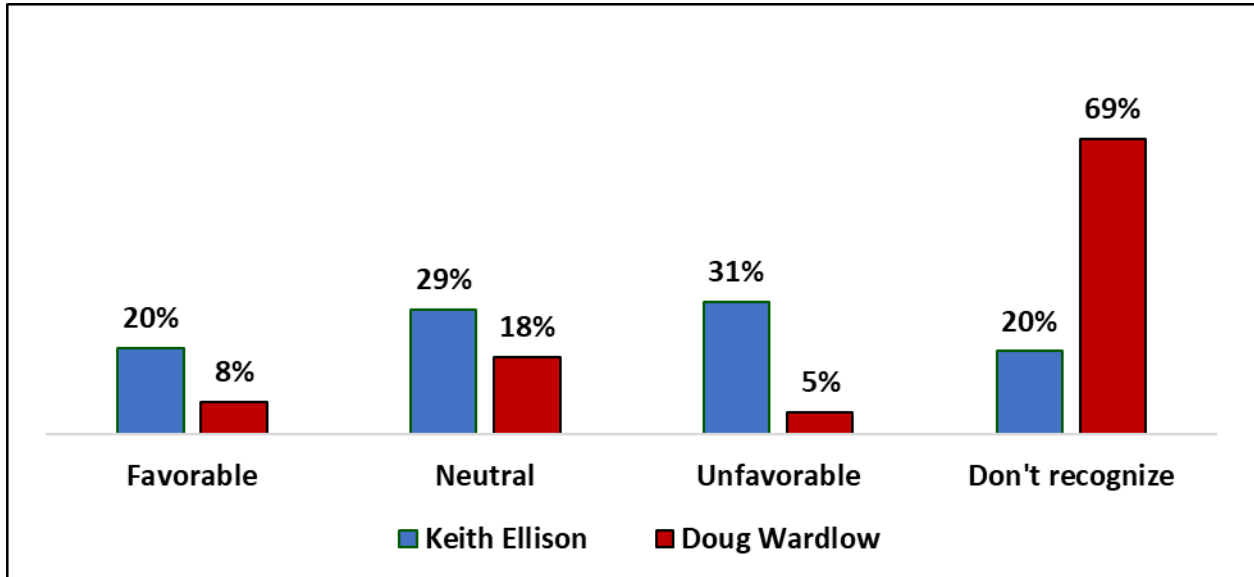
	Keith Ellison DFL	Doug Wardlow Republican	Other	Undecided
ALL*	41%	36%	5%	18%
SEX				
Male	36%	43%	6%	15%
Female*	45%	30%	3%	21%
AGE GROUP				
18-34*	62%	16%	5%	16%
35-49	36%	37%	6%	22%
50-64	35%	40%	5%	20%
65+	38%	45%	3%	14%
AGE by SEX				
Male, 18-49	41%	33%	8%	18%
Male, 50 or older*	32%	51%	4%	13%
Female, 18-49*	53%	23%	3%	21%
Female, 50 or older	40%	36%	3%	21%
ANNUAL HOUSEHOLD INCOME				
Under \$50,000	37%	38%	5%	20%
\$50,000 or more	40%	39%	4%	18%
REGION ^c				
Hennepin/Ramsey*	52%	29%	4%	15%
Metro Suburbs	35%	40%	5%	20%
Southern Minnesota	36%	36%	5%	23%
Northern Minnesota	35%	44%	5%	15%
PARTY IDENTIFICATION				
DFL/Democrat	85%	0%	4%	11%
Independent/other	27%	36%	8%	29%
Republican	2%	80%	2%	16%

Question: "If the 2018 general election for Minnesota Attorney General were held today, would you vote for..."

Source: APM Research Lab analysis of MPR News | Star Tribune Minnesota Poll, September 10-12, 2018. N=800 registered Minnesota voters who are likely to vote in November; overall margin of error = +/-3.5 percentage points.

* For these groups the difference between the two leading candidates is statistically significant (95 percent confidence level or higher).

Nearly one-third of voters have an unfavorable opinion of Keith Ellison, while over two-thirds currently are unfamiliar with Republican Doug Wardlow



Source: MPR News | Star Tribune Minnesota Poll, September 10-12, 2018. N=800 registered Minnesota voters who are likely to vote in November; overall margin of error = +/-3.5 percentage points.

Question: "Do you recognize the name _____? (IF YES) Do you have a favorable, unfavorable or neutral opinion of _____?"

Note: This was the first series of questions asked in the survey, and did not include reference to a specific title, office, or political party.

Belief in domestic abuse allegations, by group

	Yes, believe	No, do not believe	Not sure
ALL	21%	22%	57%
SEX			
Male	25%	19%	56%
Female*	18%	24%	58%
AGE GROUP			
18-34	15%	24%	61%
35-49	20%	19%	62%
50-64	21%	21%	58%
65+	27%	24%	49%
AGE by SEX			
Male, 18-49	22%	18%	60%
Male, 50 or older	28%	20%	52%
Female, 18-49*	14%	23%	63%
Female, 50 or older	21%	25%	54%
ANNUAL HOUSEHOLD INCOME			
Under \$50,000	19%	23%	58%
\$50,000 or more	22%	22%	55%
REGION ^c			
Hennepin/Ramsey*	16%	27%	57%
Metro Suburbs	23%	19%	57%
Southern Minnesota	16%	24%	59%
Northern Minnesota*	32%	14%	54%
PARTY IDENTIFICATION			
DFL/Democrat*	5%	29%	65%
Independent/other	20%	19%	61%
Republican*	41%	15%	43%

Question: "The ex-girlfriend of Keith Ellison, the Democratic nominee for attorney general, has alleged that he committed an act of domestic violence against her. Do you believe her allegation, or not?"

Source: APM Research Lab analysis of MPR News | Star Tribune Minnesota Poll, September 10-12, 2018. N=800 registered Minnesota voters who are likely to vote in November; overall margin of error = +/-3.5 percentage points.

* For these groups the difference in proportion indicating Yes and No is statistically significant (95 percent confidence level or higher).

Appendix 1: Survey background and methods

This survey is the result of a collaboration between Minnesota Public Radio News and the Star Tribune. It is a continuation of the Star Tribune's periodic "Minnesota Poll."²

Mason-Dixon Polling & Strategy, Inc. of Jacksonville, Florida, designed and executed the survey, including sample construction and screening procedures, data collection, and analysis. The poll was conducted from September 10 through September 12, 2018. A total of 800 registered Minnesota voters were interviewed statewide by telephone. All indicated they were likely to vote in the November general election.

Those interviewed were randomly selected from a phone-matched Minnesota voter registration list that included both land-line and cell phone numbers. Quotas were assigned to reflect voter turnout by county. The data were not weighted.

The margin for error, according to standards customarily used by statisticians, is no more than \pm 3.5 percentage points. This means that there is a 95 percent probability that the "true" figure would fall within that range if all adults were surveyed. The margin for error is higher for any subgroup, such as a gender or age grouping, as shown in Appendix 2.

The APM Research Lab provided consultation on the questionnaire and additional analysis of survey results, including this brief.

² See <http://www.startribune.com/the-minnesota-poll/468458743/>

Appendix 2: Characteristics of survey sample

	Survey respondents ^a		Margin of error for within-group analysis ^b	All Minnesotans age 18+ ^c
	Number	Percent ^d	Percentage points ±	
ALL	800	100%	3.5	4,277,949
SEX				
Male	377	47%	5.0	49%
Female	423	53%	4.8	51%
AGE GROUP				
18-34	152	19%	7.9	29%
35-49	200	25%	6.9	24%
50-64	226	28%	6.5	26%
65+	216	27%	6.7	20%
Refused	6	--	--	
ANNUAL HOUSEHOLD INCOME				
Under \$50,000	211	36%	6.7	36%
<i>Under \$25,000</i>	84	14%	10.7	16%
<i>\$25,000-\$49,999</i>	127	22%	8.7	20%
\$50,000 or more	376	64%	5.1	64%
<i>\$50,000-\$74,999</i>	130	22%	8.6	19%
<i>\$75,000-\$99,999</i>	121	21%	8.9	14%
<i>\$100,000 or more</i>	125	21%	8.8	32%
Refused	213	--	--	
REGION ^e				
Hennepin/Ramsey	255	32%	6.1	33%
Metro Suburbs	230	29%	6.5	28%
Southern Minnesota	160	20%	7.7	19%
Northern Minnesota	155	19%	7.9	20%
PARTY IDENTIFICATION				
DFL/Democrat	299	37%	5.7	--
Independent/other	255	32%	6.1	--
Republican	246	31%	6.2	--
INTERVIEW TYPE				
Land-line	483	60%	--	--
Cell phone	317	40%	--	--

^a MPR News | Star Tribune Minnesota Poll. N=800 registered Minnesota voters who are likely to vote in November.

^b Maximum margin of error at 95 percent confidence level for results presented for the group. For example, if 50 percent of males prefer a given candidate, there is a 95 percent probability that the value for the entire population would be between 42.9 and 57.1 percent.

^c Mason Dixon's methods for this survey are designed to mirror the population that will vote in November. The exact characteristics of that population are unknowable; we provide characteristics of all adults as a point of reference (APM Research Lab analysis of U.S. Census Bureau (Population Estimates and 2017 American Community Survey).

^d Percentages in this table are calculated as "valid percentages," refusals are excluded from the denominator.

^e See next page for regional definitions.

Regions

Hennepin/Ramsey: Likely voters in Hennepin and Ramsey Counties.

Metro Suburbs: Likely voters in Scott, Wright, Sherburne, Carver, Dakota, Anoka, Isanti, Chisago and Washington Counties.

Southern Minnesota: Likely voters in Goodhue, Rice, Le Sueur, Blue Earth, Waseca, Freeborn, Steele, Dodge, Mower, Fillmore, Olmstead, Houston, Winona, Wabasha, Rock, Nobles, Jackson, Martin, Faribault, Watonwan, Cottonwood, Murray, Pipestone, Lincoln, Lyon, Redwood, Brown, Nicollet, McLeod, Renville, Sibley, Meeker, Kandiyohi, Chippewa, Yellow Medicine, Lac Qui Parle, Swift, Big Stone, Traverse, Stevens, Pope, Douglas, and Grant Counties.

Northern Minnesota: Likely voters in Benton, Stearns, Morrison, Todd, Wadena, Otter Tail, Wilkin, Clay, Becker, Hubbard, Beltrami, Lake of the Woods, Clearwater, Mahnomen, Norman, Polk, Red Lake, Pennington, Marshall, Roseau, Kittson, Cook, Lake, St. Louis, Koochiching, Itasca, Cass, Crow Wing, Aitkin, Carlton, Pine, Kanabec, and Mille Lacs Counties.

Metro: Hennepin/Ramsey and Metro Suburbs combined.

Greater Minnesota: Southern and Northern Minnesota combined.

Errata

An earlier version of this brief reported larger margins of error in the table in appendix 2; that column of the table is corrected in this version, issued November 16, 2018.

Appendix 3: Question wording

SEPTEMBER 2018 MINNESOTA POLL

Good evening. My name is _____ from Mason-Dixon Polling. We are conducting a statewide public opinion poll. Would you have a few minutes to participate?

SCREENER #1: Are you a registered voter in the state of Minnesota?

YES-SKIP TO SCREENER 3 NO-PROCEED

SCREENER #2: Are you planning to register at the polls on Election Day in order to vote?

YES 1-SKIP TO Q1 NO-TERMINATE

SCREENER #3: In November, there will be a general election for Governor, two US Senate seats and other state and local offices. Which of the following best describes your plans for participating in that election?

I will vote by absentee ballot	1-PROCEED
I will definitely vote on Election Day	2-PROCEED
I will probably vote on Election Day	3-PROCEED
I may or may not vote	4-TERMINATE
I probably will not vote	5-TERMINATE
I definitely will not vote	6-TERMINATE
Not Sure (DO NOT READ)	7-TERMINATE

Do you recognize the name _____? (IF YES) Do you have a favorable, unfavorable or neutral opinion of _____?

1=RECOGNIZE NAME, FAVORABLE OPINION
 2=RECOGNIZE NAME, UNFAVORABLE OPINION
 3=RECOGNIZE NAME, NEUTRAL OR NO OPINION
 4=DON'T RECOGNIZE NAME

(ROTATE ORDER)	<u>FAV</u>	<u>UNFAV</u>	<u>NEUT</u>	<u>DR</u>
1) Amy Klobuchar	1	2	3	4
3) Jim Newberger	1	2	3	4
4) Karin Housley	1	2	3	4
5) Tina Smith	1	2	3	4
8) Keith Ellison	1	2	3	4
9) Doug Wardlow	1	2	3	4

13) If the 2018 general election for Minnesota attorney general were held today, would you vote for:

1- Keith Ellison, the Democratic-Farmer-Labor candidate

- 2- Doug Wardlow, the Republican candidate
- 3- Noah Johnson, the Grassroots – Legalize Cannabis candidate
- 4- Undecided (**DO NOT READ**)

14) If the 2018 general election for U.S. senator were held today, would you vote for:

- 1- Amy Klobuchar, the Democratic-Farmer-Labor candidate
- 2- Jim Newberger, the Republican candidate
- 3- Dennis Schuller, the Legal Marijuana Now candidate
- 4- Paula Overby, the Green Party candidate
- 5- Undecided (**DO NOT READ**)

15) If the 2018 special election for U.S. senator were held today, would you vote for:

- 1- Tina Smith, the Democratic-Farmer-Labor candidate
- 2- Karin Housley, the Republican candidate
- 3- Sarah Wellington, the Legal Marijuana Now candidate
- 4- Jerry Trooien, the unaffiliated candidate
- 5- Undecided (**DO NOT READ**)

16) Which one of the following issues is most important to you in your vote for senator? (**ROTATE ORDER**)

- | | |
|--|----|
| The Economy & Jobs | 01 |
| Health care | 02 |
| Immigration | 03 |
| Guns Rights & Gun Control | 04 |
| National Security & Foreign Policy Issues | 05 |
| Supreme Court Appointments | 06 |
| Taxes | 07 |
| Abortion | 08 |
| Russian Collusion & Removing Trump from office | 09 |
| Other (DO NOT READ) | 10 |
| Not Sure (DO NOT READ) | 11 |

17) The ex-girlfriend of Keith Ellison, the Democratic nominee for attorney general, has alleged that he committed an act of domestic violence against her. Do you believe her allegation, or not?

- 1- Yes, believe
- 2- No, do not believe
- 3- Not sure

About the APM Research Lab: Bringing Facts into Focus

The APM Research Lab is a division of American Public Media aimed at informing the public by producing credible research- and analysis-based content. Our mission is to foster an engaged democracy by inspiring curiosity, inquiry and discussion through fact-driven, credible research and analysis. Values: Independent, Useful, Informative, Non-partisan.

The APM Research Lab conducts research projects of all types — surveys, demographic analyses, literature reviews, and more — and informs the work of partner organizations and the broader public through traditional reports, as well as infographics, blog posts, interactives, presentations, and other platforms.

In addition to philanthropic support and partnership, we are happy to entertain requests for proposals and other contractual inquiries related to research and analysis.



A P M R E S E A R C H L A B
a p m r e s e a r c h l a b . o r g

info@apmresearchlab.org | 651-290-1219